

WARNING: PLEASE READ BEFORE USING THIS PRODUCT.

Serious injury or death can result if the Rollator is not used in the intended manner. Stander, Inc. is committed to providing safe products and informing the user of ways to prevent accidents.

SAFETY PRECAUTIONS:

- ✓ Regularly check the Rollator to make sure there are no broken or loose parts.
 - ✓ When traveling, make sure Rollator is not subject to being thrown or dropped. This could result in broken components which will make the product unsafe.
 - ✓ Individuals should not use this product if they are in a high risk condition. High risk users include those who are not mentally coherent (including those individuals under medication), users who exceed weight limit conditions, or any condition that impairs their ability to use the Rollator.
 - ✓ If you have any concerns or questions regarding these precautions, please contact Stander at 1-800-506-9901.
1. If you are suffering from an ailment or injury or are taking medications that affect your balance or ability to stand or sit down, you should first consult with a physician before using this product. If the product is not used properly, serious injury or harm could result.
 2. If you are suffering from an ailment or injury or are taking medications that affect your balance or ability to stand or sit down, you should first consult with a physician before using this product. If the product is not used properly, serious injury or harm could result.
 3. The product was not intended to carry the full weight of an individual. This product is only intended to provide balance and support while walking, sitting, and standing.
 4. Children should not be allowed to hang on or play with the product.
 5. **DISCLAIMER:** Neither Stander, Inc. nor the manufacture is liable for any harm or injury that may result or has resulted from the improper use or assembly of the product.
 6. Proper maintenance is important. Check the brakes during each use of the product to insure both braking and brake locking are functioning properly. The brake cable will stretch over time and brake pads will wear over time. This will diminish the braking capacity of the Hand Brake system. There must be sufficient engagement
 7. Weight Limit: 250lbs (113kg)
 8. This is a walking aid and not to be used as a transportation device.

LIMITED WARRANTY

Congratulations on your purchase of your Stander brand product. We hope that it will ease your daily living. Please read the following warranty statement for your protection.

Stander, Inc. warrants to the original purchaser that this product will be free from defects in material and/or workmanship for 1 year from the date of purchase. During the warranty period, Stander, Inc. will correct any defects in material or workmanship, at no charge. The original purchaser, however, must prepay shipping cost. Any replacement parts will be new and are warranted for the remainder of the original warranty or thirty (30) days from the date of shipment, whichever is longer. The original purchaser must notify Stander, Inc. during the warranty period in writing of the defect in workmanship or material. This warranty is not transferable and covers only normal use. **NO SHIPPING CHARGES ARE REFUNDABLE.**

THE WARRANTY DOES NOT COVER THE FOLLOWING:

- Damage during shipment other than original shipment to retailer.
- Damage caused by unauthorized attachments, alterations, or modifications.
- Damage caused by the use of the product for purposes other than those for which the product was designed or intended.
- Damage caused by any other abuse, misuse, mishandling or misapplication.

Under no circumstances shall Stander, Inc. be liable for any special, incidental, or consequential damages based upon breach of this limited warranty, breach of contract, or strict liability.

THERE ARE NO WARRANTIES WHICH EXTEND BEYOND THE DESCRIPTION ON THE FACE HEREOF. ALL OTHER WARRANTIES, EXPRESS OR IMPLIED (INCLUDING ALL IMPLIED WARRANTIES OF MERCHANTABILITY OR FITNESS FOR A PARTICULAR PURPOSE), ARE HEREBY DISCLAIMED.

Some states do not allow limitations on how long an implied warranty lasts, so the above limitation may not apply to you. This warranty gives you specific legal right, and you may also have other rights, which vary from state to state. To obtain service under this warranty, you can reach Stander Inc. at 2410 Heritage Dr. Logan, Utah 84321 or call 1-800-506-9901. Visit our website at www.stander.com to view our other products.

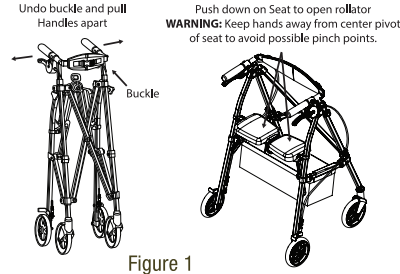
PLEASE READ SAFETY PRECAUTIONS AND INSTRUCTIONS BEFORE USING THIS PRODUCT.

OPENING THE ROLLATOR

MAINTENANCE: The rollator has lubricant applied on the plastic joints that slide along aluminum tubing. This lubricant will eventually dry out and make the rollator more difficult to open and close. When this occurs, a silicon spray between the plastic joints and the aluminum tube. This can be obtained from local hardware stores.

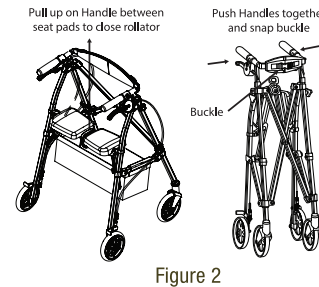
To open the rollator, undo buckle, pull handles apart, and push down on the seat as shown in Figure 1.

WARNING: Keep hands away from center pivot of the seat to avoid any potential pinch points.



CLOSING THE ROLLATOR

To close the rollator, pull up on the handle between the seat pads. Push handles together, and snap the buckle as shown in Figure 2.

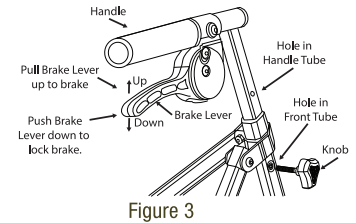


HANDLE HEIGHT ADJUSTMENT:

With the rollator in the open position, remove knobs. Position the handle to the desired height, by aligning the holes in the handle tubes. Reinsert and tighten knob as shown in figure 3. Handle height adjusts 33"-36."

BRAKE OPERATION:

Handle brakes have two functions as shown in Figure 3. Pull up on Brake Lever to provide braking action. Push down on Brake Lever to lock the brakes to prevent the rollator from moving while sitting. **WARNING:** Brakes must be in locked position before sitting. Do not move Rollator while seated.



ADJUSTING TENSION IN THE BRAKE CABLE:

When the Brake handle can no longer provide sufficient braking resistance, the Cable tension will need to be adjusted. Hold cable nut with pliers and twist cable thumb screw in the counterclockwise direction to promote closer distance between the brake pad and the wheel.

