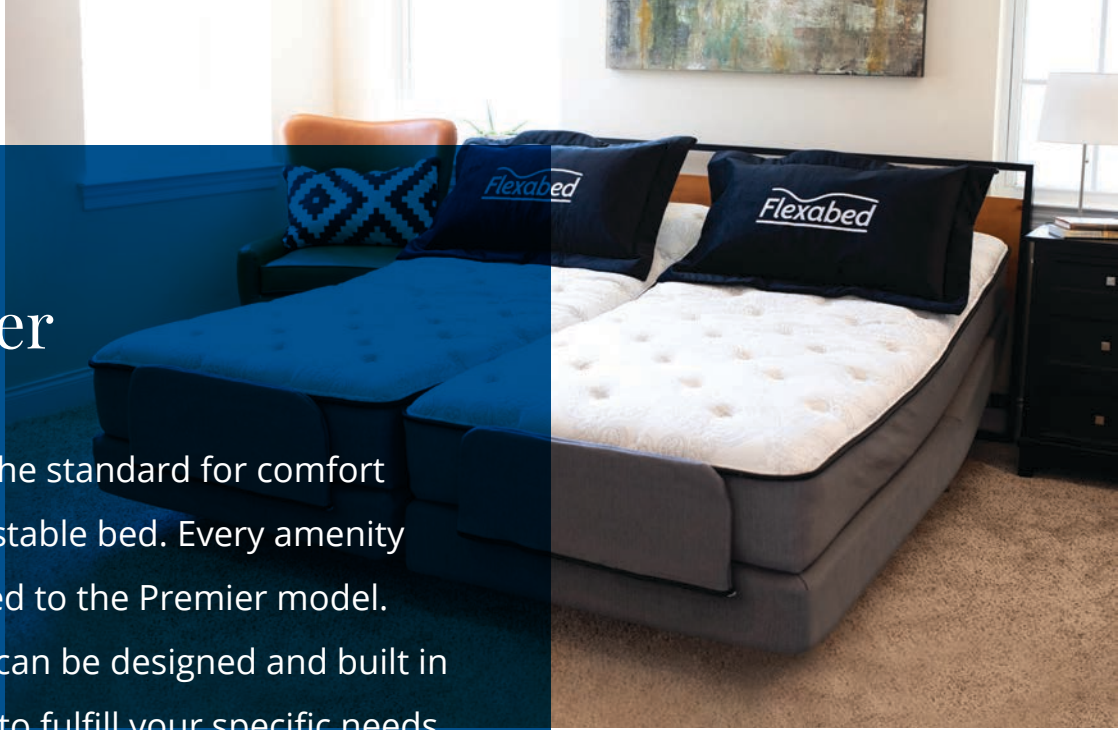


# Flexabed Premier

The Flexabed Premier sets the standard for comfort and convenience in an adjustable bed. Every amenity Flexabed offers can be added to the Premier model. This fully customizable bed can be designed and built in hundreds of configurations to fulfill your specific needs.



As the day winds down, relax in your new Flexabed Premier with a good book or your favorite movie. Either way, put up your feet and enjoy the contentment that comes from a day well spent.

A luxurious sleep is only moments away with Flexabed's dual timed massage featuring soothing, whisper quiet wave and pulse technology at your back and legs.

**With the Flexabed Premier, a good night's sleep lasts all day long.**

## *Every Premier comes with*

- a limited lifetime warranty.
- your choice of one-touch wireless or wired remote.
- whisper-quiet motors with optional dual timed massage and optional under-bed lighting.
- a 2 inch foundation profile, high-density, heavy duty padded base made with Advantech® material that will not warp, break or squeak. If you plan to add side rails, the Premier must be ordered with a 2 inch foundation profile.
- locking casters or leg pads.
- the ability to attach to existing headboards.
- a Premier mattress featuring a beautiful knit fabric quilt panel with a tack and jump pattern and a stylish knit border with designer taped edges. It is thicker and more luxurious than ever before. Choose from several different mattress constructions.
- user-programmed memory positions.
- optional Bluetooth connectivity which allows compatible smartphones the ability to control the bed.
- our highest quality adjustable bed for those who do not need the functionality to raise or lower vertically.





## Sizes and Options

The Flexabed Premier is available in several different standard sizes and lengths. Custom sizes are also available\*. Mattresses are also available in several different constructions that are tailored to fit your individual needs. See page 9 for a complete listing of specific bed dimensions and heights.

(\*Additional charges apply on custom orders and custom sizes are non-returnable.)

## Remote Options

The Premier comes with your choice of one-touch wireless or wired remote.

Quickly activate the motors to adjust your Flexabed to the position you desire using memory positions programmed to repeat on

your remote. Couples sleeping side-by-side can make adjustments that leave their partners undisturbed. With the wireless remote, you can adjust your bed while standing in the bathroom brushing your teeth before turning in for the night. Backlit remote buttons allow you to see which actions you are selecting, even in the dark.



Premier  
Wireless  
Remote


**SOFT AND SUPPORTIVE**

# Select Your Mattress

Our complete lineup of mattress constructions feature a beautiful knit fabric quilt panel with a designer border and taped edges. The plush, multi-layered, quilted cushion-tops are made with hi-density, super-soft polyurethane foam and flame-resistant polyester fiber, while the bottom layers are protected by a non-skid material that prevents the mattress from sliding across the adjustable foundation and provides a flame-resistant barrier. Our gel-foam mattresses feature smooth-top zipper covers to keep you as close to the cooling gel as possible. Our mattresses are thicker and more luxurious than ever before.


Premier and Hi-Low SL foundations can be paired with any of our mattress constructions listed below. Value-Flex foundations are available only in a soft, medium or firm innerspring construction.

## Select Your Preferred Mattress Type



### Innerspring

Our traditional innerspring mattresses are available in soft, medium and firm.




### Innerspring/Memory Foam Combination\*

We combine the traditional support of innerspring with the luxury of memory foam.



### Memory Foam Core\*

"Melt" into a memory foam mattress with 2 inches of gel-infused memory foam that cradles every curve and pressure point on your body.



### Gel Memory Foam\*

3 inches of smooth-top, gel-infused memory foam creates a cooler sleeping surface for a refreshing, rejuvenating sleep.



### Latex\*

Our natural latex provides the soft feel and dynamic support of a luxurious, custom-molded mattress.



### Low Profile\*

Our low profile mattress reduces overall bed height by approximately 5 inches.

\* Only available with Premier and Hi-Low SL models.

## Select from 14 stock sizes with unlimited custom dimensions available.



**Twin**  
38x74  
38x80  
38x84



**Full**  
53x74  
53x80  
53x84



**Queen**  
60x80  
60x84




**Dual Queen**  
(2) 30x80  
(2) 30x84



**King**  
76x80  
76x84  
72x84



**Dual King**  
(2) 38x74  
(2) 38x80  
(2) 38x84



**Custom**  
We can create a mattress with your measurements.

## ACCESSORIES

# Customize Your Bed

---

*We make every bed by hand in our LaFayette, Georgia factory.*

So not only do you get excellent craftsmanship, you have a partner who can add just the right accessory or specification to satisfy your request. Some customers prefer their Flexabed a little higher off the floor. Others ask for an easier way to change the sheets. Whatever your needs or requests, Flexabed can most likely accommodate them.



### Side Rails

Side rails provide added security while you sleep. They fold away when not in use.

Each bed can accommodate up to four side rails (2 at the head and 2 at the foot for complete bed coverage). The Premier must be ordered with a 2 inch foundation profile to be used with side rails.



### Side Rail Covers

These cushion the rails and feature a large pocket for conveniently storing your bed controller, eyeglasses, magazines, and more.



### Leg Extensions

To set a custom bed height that matches the height of your existing bedroom furniture, leg extensions can be added to adjust the top of the mattress from the floor. The height of the bed can be raised in 1 inch increments from 2 to 7 inches. Leg extensions can not be used on the Hi-Low SL model.

### Lower Bed Heights

When needed, you can lower the height of any Flexabed model 2.25 inches by removing the casters.

### Massage

Add dual-speed vibration to your Flexabed for a soothing effect to help when you have a muscle tension or need assistance relaxing to fall asleep.

### Lighting

Under-bed lighting illuminates the floor space around your Flexabed so you can see any obstructions blocking a path to the bathroom in a darkened bedroom.

### Notes About Hi-Low SL Bed Heights

Continued from Page 7.

1. A caster adds 2.25" of height over a leg pad.
2. All mattresses are subject to a tolerance of +/- 1/4".
3. All mattress measurements are measured to the crest. If measuring to the tape edge, reduce the measurement by 1".
4. Hi-Low SL beds raise vertically 7.5" and also travel horizontally 7.5" towards the foot-end of the bed.
5. The head section of the bed lifts to angle of 73°.
6. The foot section of the bed lifts to an angle of 40°.

**FIND YOUR FIT**

# Model Comparison

***Flexabed sets the standard for comfort, convenience and custom features in an adjustable bed. Every bed we make is backed by an industry-leading warranty so Flexabed owners will enjoy years of comfort and better sleep.***

Regardless of the model, every Flexabed is hand built in the USA by expert craftsmen to your size and height specifications using the same principles of care and consideration that we have built our reputation on since 1969.

<b>Feature</b>	<b>Premier</b>	<b>Hi-Low SL</b>	<b>Value-Flex</b>
Warranty	Lifetime Limited	Limited Lifetime	5 Year Limited
Adjust head and feet	Yes	Yes	Yes
Side-Rail Ready	Yes*	Yes*	Yes*
Whisper quiet motor technology	Yes	Yes	Yes
Choice of wired or wireless remote	Yes	Yes	Wired Only
Dual Timed Massage or Under-Bed Lighting	Optional	Optional	—
Bluetooth Connectivity	Optional	Optional	—
Bed Sizes	Twin, Full, Queen, Dual Queen, King, Dual King, California King	Twin, Full, Queen, Dual King	Twin, Full, Queen, Dual Queen, Dual King
Mattress Constructions Available	Innerspring Low Profile Memory Foam Combo Visco Memory Foam Core Gel Memory Foam Core Latex Core	Innerspring Low Profile Memory Foam Combo Memory Foam Core Gel Memory Foam Latex	Innerspring**
Fits Existing Headboard	Yes	—	Yes
Mattress Retainer Cover	Yes	Yes	—
Custom Bed Heights	Yes	Yes	Yes
Locking Casters	Yes	Yes	Yes
Handcrafted in LaFayette, Georgia	Yes	Yes	Yes

\*All beds ordered with side rails at the time of purchase will come “side rail ready.”

\*\* Available in soft, medium, and firm.

*We're based in friendly LaFayette, Georgia.*

1-800-648-1256 | [info@flexabed.com](mailto:info@flexabed.com)

[www.Flexabed.com](http://www.Flexabed.com)