

# ActiveCare™ Deluxe Bed

Safely enter and exit the bed from a full chair position with the push of ONE button.



Shown with Optional ACT Touchscreen

Since the inception of the hospital bed - one of the biggest challenges for caregivers and patients is **safely** getting in and out of the bed. Today, Med-Mizer has innovated the **ActiveCare** Bed to solve this challenge.

- **OneButtonSafeTurnExit** — exclusive feature that fully automates the bed to turn into a chair and allow the patient to safely enter and exit the bed. Use the built in high/low as a stand assist to offer additional assistance and safety.
- **Full Chair Position/Powered Recliner** — full chair position to allow the patient the ability to sit in the bed and powered recliner allows for independent head/knee adjustments for added comfort. Watch TV, eat a meal, and socialize with family and friends while remaining comfortably in bed.
- **RollBack inPlace™** — head of bed can articulate to almost 90 degrees with the assistance of rollback in place to alleviate shearing/friction in the lower back.
- **Home-LikeFeatures** — enjoy premium wood aesthetics and hidden casters, and night light to provide your patients the ultimate in "home-like" comfort and amenities
- **Advanced "Medical" Features** — optional built in scale, out of bed exit alarm/light, lockouts, digital HOB/knee angle and height indicator, and trendelenburg to create the most advanced "residential looking" hospital bed

## ActiveCare® Bed Deluxe Model SPECIFICATIONS



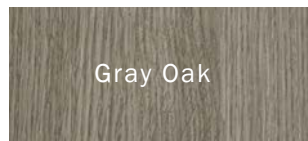
Deck Height Low .....	13.25"
Deck Height High .....	28.5"
Sleeping Surface .....	35"w, 42"w x 80"l
Maximum Safe Working Capacity .....	600lbs

### LIMITED WARRANTY


15 years on bed frame mechanics	1 year on wood, casters & handsets
2 years on drive system	Lifetime warranty on all welds




## ENDBOARD OPTIONS




## MATTRESS OPTIONS



**Deluxe** - 7" Multi Layered foam with middle section die cut for superior pressure redistribution



**Elite** - 7" Copper gel infused memory foam for superior immersion and heat dissipation

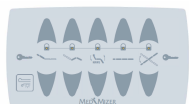


**StatMatt** - 7" Zoned Reactive Non Powered Air System reacts to movement and weight.

## ACCESSORIES



Optional Scale



Staff Controls with lockouts



## SIDERAIL OPTIONS



Backlit Pendant



Up/Down Rail



Trendelenburg/Reverse Pendant



Mobility Bar



is at the forefront of innovating medical technology for post acute care. We are focused on partnering with you to help address healthcare challenges in the following key areas—



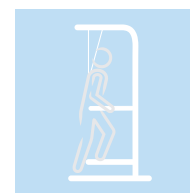
FALLS PREVENTION




BARIATRIC CARE



MOBILITY



REHABILITATION



WOUND CARE